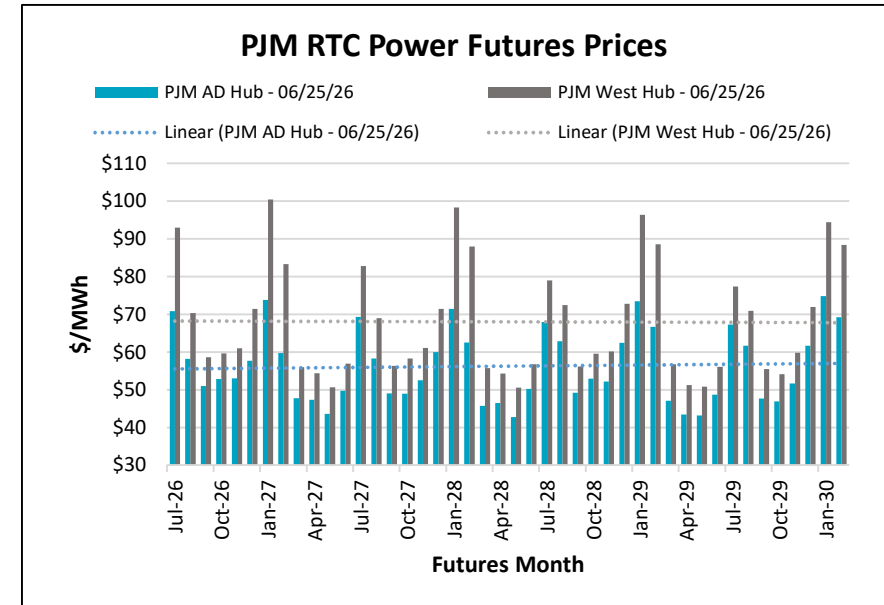
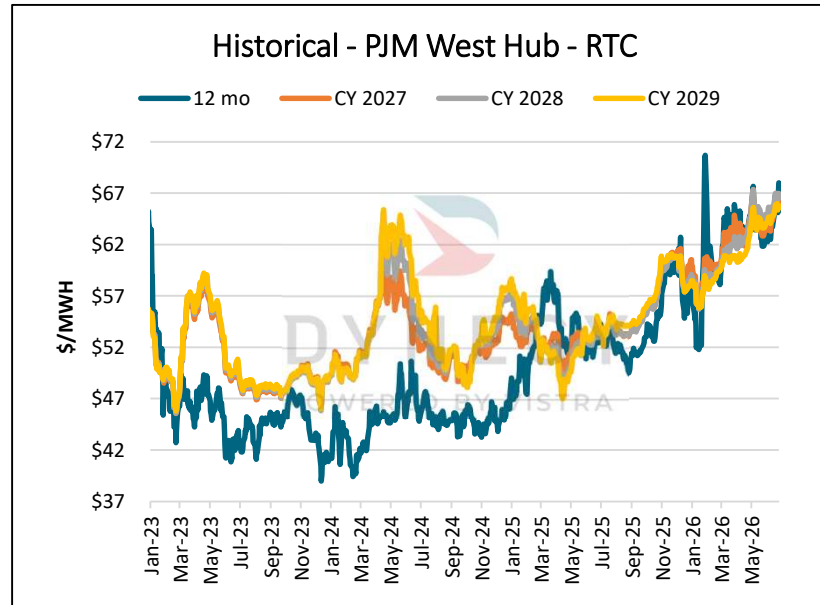
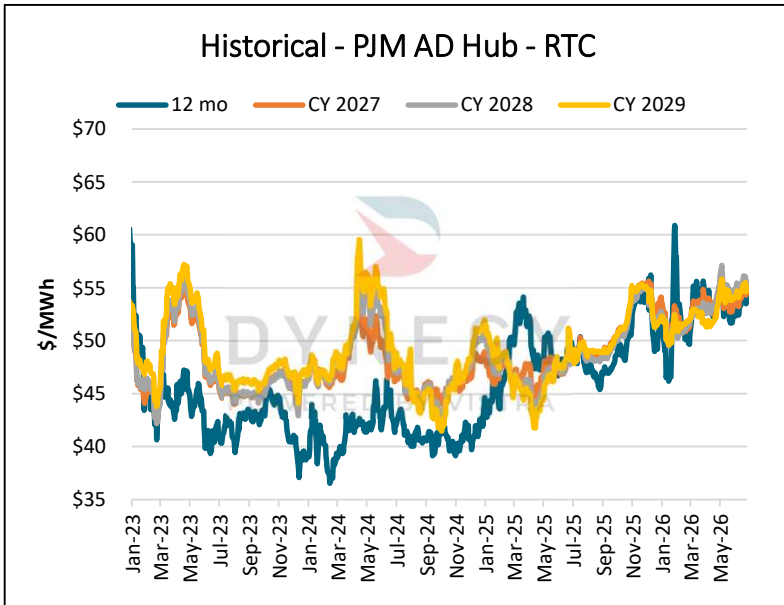


Electricity Market RTC WoW Delta				
\$ MWH Previous Week ▲				
	PJM West Hub	PJM AD Hub	PJM NI Hub	MISO Indiana Hub
12 Mo Strip	\$1.16	\$0.71	\$0.55	\$0.50
Cal 2027	\$0.41	(\$0.20)	(\$0.17)	\$0.13
Cal 2028	\$0.00	(\$0.55)	(\$0.65)	\$0.04
Cal 2029	(\$0.01)	(\$0.36)	(\$0.36)	(\$0.07)

*Prompt month – 7/2026
 *Delta –6/18/2026-6/25/2026

RTC Power Prices								
Date	PJM-AD Hub				PJM-West Hub			
	12 Mo	2027	2028	2029	12 Mo	2027	2028	2029
6/25/2026	\$55.48	\$55.01	\$55.57	\$54.97	\$68.00	\$66.75	\$66.99	\$65.81
6/24/2026	\$54.63	\$54.68	\$55.54	\$55.03	\$66.61	\$66.12	\$66.83	\$65.78
6/23/2026	\$53.51	\$54.31	\$55.06	\$54.63	\$65.12	\$65.47	\$66.35	\$65.37
6/22/2026	\$54.35	\$55.08	\$56.06	\$55.50	\$66.29	\$66.28	\$67.00	\$65.99
6/19/2026	\$54.77	\$55.21	\$56.12	\$55.33	\$66.84	\$66.34	\$66.99	\$65.82
Date	PJM-NI Hub				MISO Indiana Hub			
	12 Mo	2027	2028	2029	12 Mo	2027	2028	2029
6/25/2026	\$41.06	\$41.26	\$41.86	\$41.83	\$54.35	\$54.36	\$56.99	\$59.43
6/24/2026	\$40.23	\$40.93	\$41.82	\$41.90	\$53.53	\$53.99	\$56.79	\$59.27
6/23/2026	\$39.18	\$40.56	\$41.45	\$41.49	\$52.44	\$53.41	\$56.48	\$59.08
6/22/2026	\$39.97	\$41.30	\$42.45	\$42.36	\$53.23	\$54.15	\$56.92	\$59.65
6/19/2026	\$40.51	\$41.43	\$42.51	\$42.19	\$53.85	\$54.23	\$56.95	\$59.50



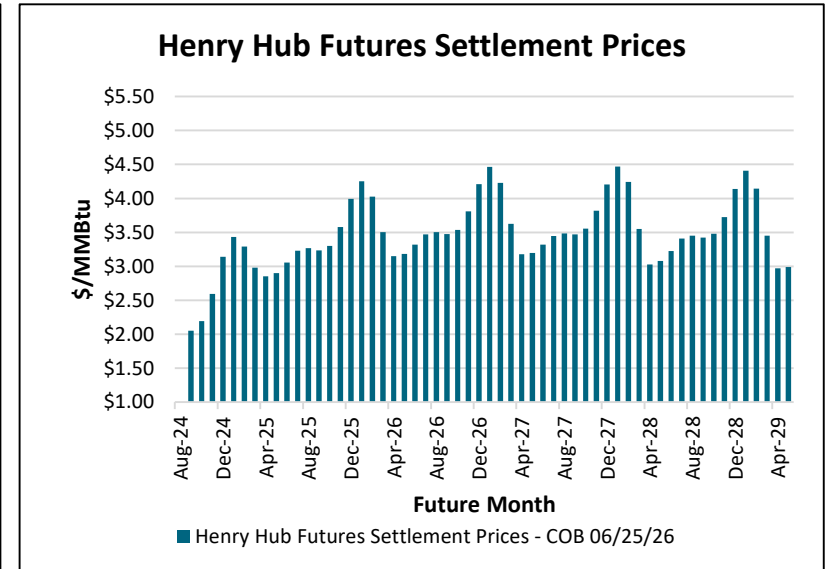
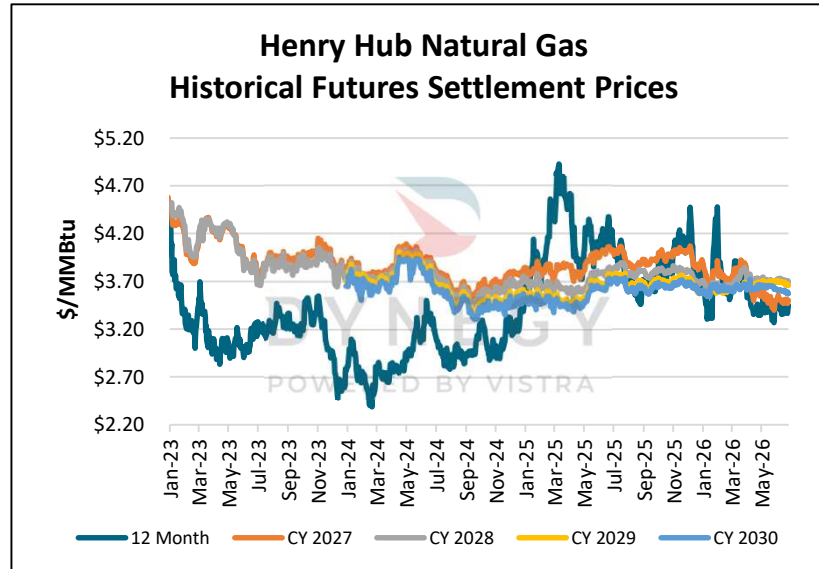
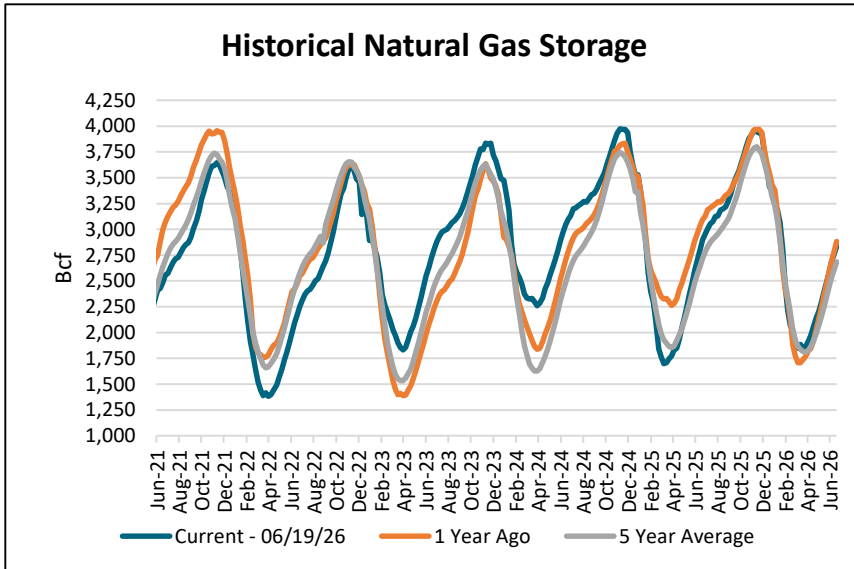
This communication from Dynegy Energy Services, dba Dynegy is intended solely for informational or illustrative purposes only. Dynegy is not responsible for typographic errors or other inaccuracies in the content and makes no representations to the contrary. We believe the information contained herein to be accurate and reliable and buyer or customer understands it has the duty or obligation to validate such information and undertake whatever risk there may be upon its reliance. Therefore, all information and materials are provided "AS IS" without any warranty of any kind.

Natural Gas WoW Delta	
\$/MMBtu Previous Week Δ	
	Henry Hub
12 Mo. Strip	\$0.01
2027	(\$0.01)
2028	(\$0.01)
2029	(\$0.01)

Storage Report	
For the Week Ending 06/19/26, the working natural gas in storage for the lower 48 states was 2,835 bcf which represents an increase of 76 bcf compared to last week's report. Also, the reported levels represent a decrease of 49 bcf compared to one year prior and an increase of 152 bcf compared to the five year average.	

Henry Hub Futures Settlement Prices (\$/MMBtu)					
Date	12 Month	CY 2027	CY 2028	CY 2029	CY 2030
6/25/2026	\$3.45	\$3.50	\$3.69	\$3.66	\$3.57
6/24/2026	\$3.42	\$3.50	\$3.71	\$3.67	\$3.58
6/23/2026	\$3.37	\$3.47	\$3.69	\$3.66	\$3.57
6/22/2026	\$3.44	\$3.51	\$3.70	\$3.67	\$3.59
6/19/2026	\$3.44	\$3.51	\$3.70	\$3.67	\$3.58

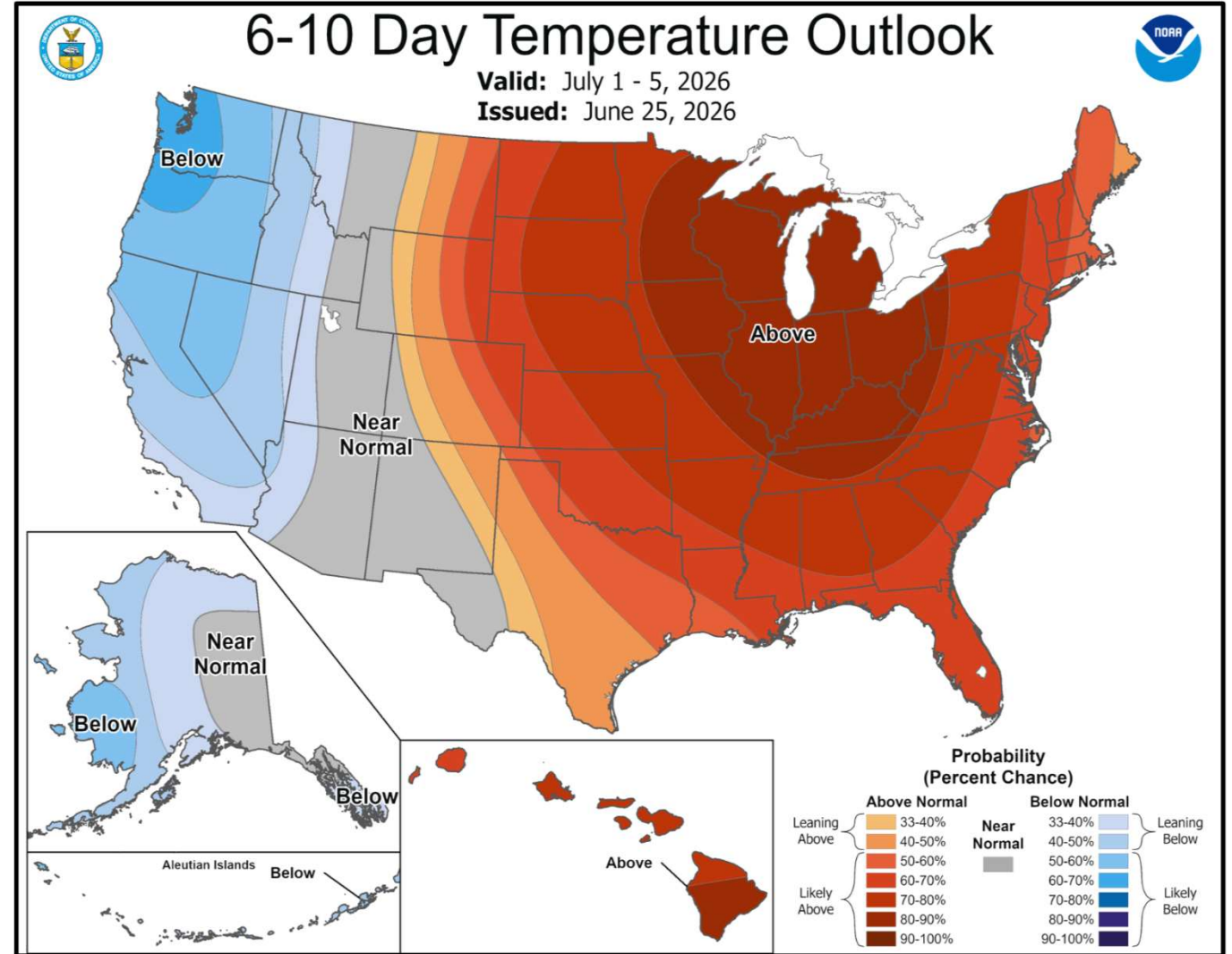
EIA Storage Report for lower 48 states (bcf)					
Week End	Current	1 Yr Ago	1 Yr Δ	5 Yr Avg	5 Yr Δ
6/12/2026	2,759	2,788	-29	2,608	151
6/19/2026	2,835	2,884	-49	2,683	152



This communication from Dynegy Energy Services, dba Dynegy is intended solely for informational or illustrative purposes only. Dynegy is not responsible for typographic errors or other inaccuracies in the content and makes no representations to the contrary. We believe the information contained herein to be accurate and reliable and buyer or customer understands it has the duty or obligation to validate such information and undertake whatever risk there may be upon its reliance. Therefore, all information and materials are provided "AS IS" without any warranty of any kind.

PJM 7 Day Load Forecast (as of 06/26/26) RTO Combined Daily Max Hour Load Forecast		
DATE	MW	HE
Friday, June 26, 2026	121,976	18
Saturday, June 27, 2026	109,649	18
Sunday, June 28, 2026	121,270	19
Monday, June 29, 2026	141,939	18
Tuesday, June 30, 2026	150,267	18
Wednesday, July 1, 2026	158,805	18
Thursday, July 2, 2026	161,693	18

MISO 7 Day Load Actuals (as of 06/26/26) RTO Combined Daily Max Hour Load Actuals		
DATE	MW	HE
Friday, June 19, 2026	88,547	19
Saturday, June 20, 2026	83,814	20
Sunday, June 21, 2026	82,516	20
Monday, June 22, 2026	88,895	20
Tuesday, June 23, 2026	92,848	20
Wednesday, June 24, 2026	91,619	19
Thursday, June 25, 2026	96,401	19



This communication from Dynegy Energy Services, dba Dynegy is intended solely for informational or illustrative purposes only. Dynegy is not responsible for typographic errors or other inaccuracies in the content and makes no representations to the contrary. We believe the information contained herein to be accurate and reliable and buyer or customer understands it has the duty or obligation to validate such information and undertake whatever risk there may be upon its reliance. Therefore, all information and materials are provided "AS IS" without any warranty of any kind.